

# Yetter

FARM EQUIPMENT  
SINCE 1930

2024  
CATALOG



CLOSING WHEELS | SEEDBED PREPARATION | RESIDUE MANAGEMENT | TOOLBARS  
FERTILIZER APPLICATION | STRIP-TILL TOOLS | ROTARY HOES | HARVEST EQUIPMENT



# THE YETTER STORY

**IN 1930**—in the midst of the Great Depression—Harry and Etta Yetter opened a rural machine shop. Farmers from all around the area traveled to western Illinois to purchase the Yetter solution: a wheel-cleaning device that removed and prevented mud buildup on metal tractor wheels.

Over nine decades later, Yetter Farm Equipment remains a steadfast partner to growers weathering the ups and downs of the agriculture industry. Today, Yetter is recognized as the industry leader in designing planting attachments and precision fertilizer placement tools. Season after season, we strive to engineer profitable solutions that meet the challenges producers face in a constantly changing production agriculture environment.

We firmly believe the only way for Yetter to succeed is for you to succeed. From design, to manufacturing, to product recommendations—Yetter puts farmers' needs first.

## CATALOG CONTENTS

Closing Wheels _____	4
Planting Attachments _____	10
Markers _____	13
Air Adjust™ Series _____	14
Residue Management _____	18
Fertilizer Application _____	28
Toolbars _____	44
Strip-Tillage _____	46
Coulter Tillage & Seedbed Preparation _____	52
Rotary Hoes _____	54
Harvest Equipment _____	57



Harry and Etta Yetter invent a rear wheel cleaner and open a machine shop in Colchester, IL.



1930

1970

Yetter begins manufacturing rotary hoes.



2005



Yetter SharkTooth® Wheels are released to improve residue management.



1990


The Clean-Up Crew—Trash Master, Residue Manager, and Residue Brush—joins the product lineup.

2012



The Stalk Devastator™ is introduced to save tires and break down stalks.

2015



Yetter adds 175,000 sq. ft. to the Macomb plant.

2016

The Twister® joins the Yetter closing wheel lineup.



TODAY

MACOMB FACILITIES



COLCHESTER FACILITIES



# WATCH YETTER VIDEOS



Scan to visit us on YouTube.

Installation demos, action footage, product walk-arounds, and more



Watch Yetter Farm Equipment Products in Action



Is Your Planter Ready for Spring?



Spotlight on the Furrow Max™ Closing System



Yetter Grower Insights | 2968 Fertilizer Opener | Keith Werner



Solutions Center • Digging Deeper | Twister® Closing Wheels Installation Guide



Solutions Center • Digging Deeper | Devastator™ Corn Head Adjustment & Maintenance Tips

YouTube: @YetterCo

Facebook: @YetterCo

Twitter: @YetterFarmEquip

Instagram: @yetterfarmequip

## 3 KEYS TO OUR SUCCESS

### INNOVATIVE PRODUCTS

We can't design real-world solutions from the office—our process has to start in your farms and fields. So each day, our team works with innovative farmers, dealers, and OEM partners like John Deere, AGCO, and Case IH. These relationships, combined with our extensive experience, help us engineer real, practical solutions for tough farming conditions.

### QUALITY MANUFACTURING

To manufacture our innovative product lineup, we rely on state-of-the-art facilities and technology. From locations in Colchester and Macomb, Illinois, and Yazoo City, Mississippi, we meet the demand for even more efficiency and cost effectiveness with quality parts and products, outstanding customer service, and on-time delivery.

### KNOWLEDGEABLE SALES AND SUPPORT

When we make product recommendations, our priority is return on investment for the customer. Our sales team—with a combined 210 years of experience—asks the right questions in order to fully understand each unique farming operation. Our world-class performance guarantee adds value to the Yetter products you purchase.

### YETTER PERFORMANCE GUARANTEE: REPAIR, REPLACE, OR REFUND

The best products deserve the best guarantee. The Yetter guarantee is simple. If, during the first 30 days, your Yetter equipment doesn't perform as promised, and if we don't make it perform in a reasonable amount of time, we'll repair it, replace it, or buy it back.

*Yetter Manufacturing Company reserves the right to alter equipment specifications without notice or obligation. Various products mentioned in this catalog are either patented or have patents applied for. No portion of this catalog may be reproduced or used in any manner without the express written permission of Yetter Manufacturing Company. The information contained in this catalog is offered in good faith by Yetter Manufacturing Company to further the understanding of conservation farming. However, the use of the information provided is beyond the control of Yetter Manufacturing Company, and in no case shall Yetter Manufacturing Company or any seller of its products be responsible for any damages that may occur from the use of this information. All such risks shall be assumed by the user. Due to the volume of equipment and specifications involved, the possibility of error does exist. If you discover such an error, please notify us as soon as possible so that we may correct it.*



# CLOSING WHEELS

800.447.5777

## You Prepare All Year for the Moment the Seed Goes in the Ground

Yet all the work you put into planter setup and performance—not to mention seed, fertilizer, and chemical programs—could be useless if your seed trench is not properly closed. The factory rubber closing wheels on your planter are designed to firm up loose soil. They do nothing to fracture sidewall compaction.

The Twister Closing Wheel is a factory closing wheel replacement designed to crumble soil from the sidewall, close the seed trench, and improve emergence. Twisters are effective in all tillage practices and soil conditions.


We recommend using two Twister Closing Wheels across from each other, set at 1 1/4" –1 1/2" spacing. A good starting point is 1 3/8". The Twisters work in unison to close the seed trench, creating optimal seed-to-soil contact.

# TWISTER®


## 6200 TWISTER CLOSING WHEELS

**Crumble and firm soil at the same time**


- » Twisted spikes enhance seed-to-soil contact and help create the ideal seed environment, leading to even emergence and higher yields
- » Rounded center ring—sized at 12" to match the size of rubber closing wheels—maintains consistent depth of the 1 3/8" spikes
- » Works in diverse field conditions, cover crops, and tillage practices
- » Adjustable down pressure on the tail wheel closing arm optimizes performance for minimum till, conventional, strip-till, vertical tillage, or no-till
- » Fractures the sidewall in wet, unfavorable planting conditions, reducing the potential for crusting and the seed trench drying out and cracking open
- » Cost-effective and easy to install
- » Available with full wheel assembly or as ring-only option for installation on factory rubber closing wheels (see page 5)



Scan to visit the Twister product focus page.







## 6200-005 POLY RING CLOSING WHEEL ASSEMBLY

- » Poly ring closing wheel with 1 3/8" spikes
- » Poly ring closing wheel assembly weighs 8 lbs. per row
- » Available with full wheel assembly or as ring-only option

Made with poly UHMW plastic material



## 6200-007 SHORT POLY RING CLOSING WHEEL ASSEMBLY

- » Poly ring closing wheel with 1" spikes
- » Designed specially for shallow-planted crops like sugar beets, cotton, and canola
- » Available with full wheel assembly or as ring-only option



## 6200-039 CAST RING CLOSING WHEEL ASSEMBLY

- » Added weight improves performance in tough planting conditions
- » Cast ring closing wheel assembly weighs 20 lbs. per row
- » Available with full wheel assembly or as ring-only option

## 6200-006 POLY RING



## 6200-008 SHORT POLY RING



## 6200-036 CAST RING



## 6200-009 TWISTER CAST CLOSING WHEEL ASSEMBLY

All the features of the poly ring assembly in a full cast wheel design

- » Added weight improves performance in tough planting conditions
- » Cast closing wheel assembly weighs 32 lbs. per row (same as John Deere cast closing wheel)



Shown with 6200-108 Drag Chain. See page 10.



# CLOSING WHEELS

800.447.5777



Since its introduction, the Twister Poly Ring Closing Wheel Assembly has received positive feedback from customers and dealers. In Beck's Practical Farm Research studies, the Twister increased yields by an average of 6.4 bushels per acre and has been designated as a PFR Proven product.

A Beck's PFR Proven product or practice provides a positive yield increase during three or more years of testing. Products must average a positive return on investment during that time. The studies compared the Twister with other closing wheels on the market.

PFR **PROVEN**



## What Our Farmers Say Steve Pitstick - Illinois

"I was able to close the furrow in heavy, no-till soybean residue, which helped ensure near-perfect emergence. This resulted in my highest no-till corn yields to date. Another bonus was being able to use this closing wheel in conventional till."



Fits Case IH 2000 Series

Fits Case IH 1200 Series

### 6200 TWISTER CONVERSION KIT FOR CASE IH

- » Bracket mounts Twister wheels to Case IH Series planters
- » Improves closing of furrow


## Do I Need a Better Closing Wheel?

Here's how to check:

- » Inspect behind the planter when tillage practices and soil conditions change. An open V shape in the seed trench means you do NOT have seed-to-soil contact—resulting in yield loss.
- » Insert a 4" putty knife directly into a planted row, perpendicular to the direction of travel.
- » Using another 1" putty knife or similar scraper, scrape the soil out of the seed zone to reveal an opening approximately 6" long and equal to the width and depth of the inserted 4" putty knife.
- » Remove the 4" putty knife to reveal a cross section of the planted row.
- » To understand what changes are needed to improve your closing wheel system, inspect the seed trench for excessive sidewall compaction, air pockets, and poor seed-to-soil contact.

With Twister Closing Wheels, the seed trench is closed, giving you assurance that the investment you made in seed, chemical, fertilizer, and equipment will produce the yields you've planned for.





## 6200-001/003 CAST SPIKE CLOSING WHEEL

### Closure in tough soil conditions

- » Crowned depth band controls spike depth/prevents seed disturbance
- » Teeth designed to lift, fracture, and warm soil to enhance seed-to-soil contact and speed emergence
- » Eliminates sidewall compaction
- » Operate as a pair of spikes or in conjunction with factory-style rubber wheel

15" wheel diameter



13" wheel diameter

## 6200-010/011 AIR-SEEDER-COMPATIBLE SPIKE CLOSING WHEEL

### Close the seed opening

- » Improves closing of seed furrow in seeding conditions
- » Eliminates potential sidewall compaction
- » Helps warm soil over seed and improve emergence



# CLOSING WHEELS

800.447.5777

Replaces factory OEM tail wheel assemblies.



**6200-188  
DRAG CHAIN**



Spring pressure slide for tension calibration

PATENT PENDING

Adjustable T handle sets spring down pressure

Dial indicator for operating angle of closing wheels

Drag chain mounting holes

Adjustment knob to adjust wheel angle

Replaceable self-aligning pivot bearing

Quickly remove closing wheels with Interchanger

## TRU CLOSER™

### 6000 TRU CLOSER™

Improve closing wheel performance and enhance seed-to-soil contact

- » Features 20° range of camber motion (-5° toe in to +15° toe out)
- » Toe out setting brings the seed trench closed, eliminating air pockets and enhancing seed-to-soil contact
- » Slide equalizer adjusts spring pressure to calibrate row-to-row downforce setting on each closing wheel
- » GEZ spherical, ball-swivel bearing design improves wear life and eliminates side-to-side movement
- » Interchanger allows for quick adjustment and removal of closing wheels; no need to hold hex nut with wrenches
- » Mounting holes allow quick installation of 6200-188 Drag Chain with adjustable angle settings



### V CLOSING WHEEL KITS

Easily convert factory closing wheel to V-style closing wheel

- » Easily adjustable spring tension
- » Available with 1" x 12" rubber tires, Cast Spike Closing Wheels, or Twister Closing Wheels







**6200 FURROW MAX™ CLOSING SYSTEM**

Two-stage closing system eliminates sidewall compaction, then firms soil to reduce air pockets

- » With true independent suspensions, firming wheel travels completely independently of the closing discs
- » Offers four down pressure settings for closing discs and firming wheel
- » Optional liquid fertilizer kit available
- » Capable of housing 8" or 9" closing discs, in smooth, serrated, or SharkTooth®
- » Standard 6.5" chevron-patterned firming wheel can be removed and replaced with a V closing wheel

**TWO-STAGE CLOSING SYSTEM WITH FIRMING WHEEL**



**TWO-STAGE CLOSING SYSTEM WITH SERRATED CLOSING DISC**



**6200 FIRMING WHEEL**

Gently firms the seedbed and helps prevent air pockets

- » Enhances seed-to-soil contact, leading to uniform emergence
- » Adjustable spring pressure
- » Complements closing wheels



# PLANTING ATTACHMENTS

800.447.5777



3" wheel



4 1/2" wheel

## SPOKE PLANTER GAUGE WHEEL

Less downtime, more acres planted

- » Open-wheel design allows soil and residue to flow through without plugging
- » Designed for easy installation and access for maintenance
- » Models available in 3" x 16" and 4 1/2" x 16" widths
- » Durable cast iron hub mounted to steel rims with three bolts per spoke; handles high load capacities
- » Semi-pneumatic rubber wheel
- » Snap ring design for easy bearing replacement



Scan to visit the Spoke Planter Gauge Wheel product page.

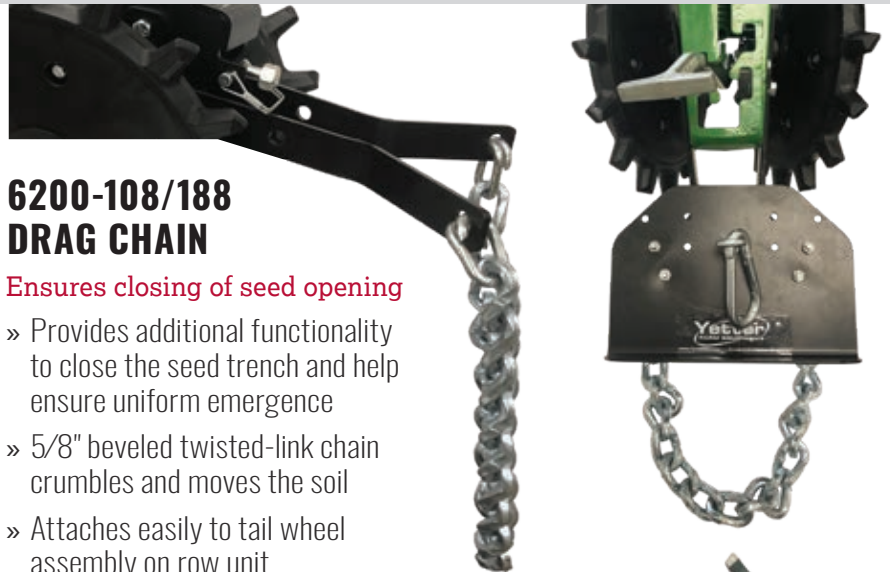


## 6200 INTERCHANGER KIT

Fast, easy planter closing wheel changes

- » Makes it possible to use cordless impact wrench or ratchet to remove closing wheels, enabling quick change to different closing wheel models

10



## 6200-108/188 DRAG CHAIN

Ensures closing of seed opening

- » Provides additional functionality to close the seed trench and help ensure uniform emergence
- » 5/8" beveled twisted-link chain crumbles and moves the soil
- » Attaches easily to tail wheel assembly on row unit

## 6200-040 DRAG CHAIN SHIELD

Easy to install

- » Prevents Drag Chains from flipping up on closing wheels
- » Chain can easily be raised as conditions dictate







## 6000 SHARKTOOTH® CLOSING WHEEL FOR CASE IH 2000 SERIES

Fractures soil in hard or wet conditions

- » Works in minimum till, conventional, strip-till, vertical tillage, and no-till
- » Eliminates sidewall compaction to encourage root development
- » Loosens soil to close the seed trench, improving seed-to-soil contact and promoting more uniform emergence



## 6000 SERRATED CLOSING DISC

Manage disc opener closing issues

- » Eliminates sidewall compaction
- » Loosens soil with churning action, improving seed-to-soil contact and emergence
- » Available to fit Case IH 1200 and 2000 Series row units

## 1200 LIDLIFT™

Open lids and quickly check seed levels with the turn of a knob

- » Saves time and makes filling or checking seed levels in boxes easier
- » Features quick-release latch for row meter service
- » Installation is quick and easy
- » Latching mechanism locks lid down until released manually or pneumatically
- » Prevents loss of lids during transport or planting
- » Fits most planter models with individual boxes
- » Requires small pneumatic source



PATENT PENDING



# PLANTING ATTACHMENTS

800.447.5777

## TRACKTILL®

### The TrackTill® Advantage

Studies have shown that compaction caused by planter and tractor wheels, also known as "the pinch-row effect," can greatly reduce yields in the center rows. An average farm can lose up to 15 bushels per acre due to this pinch-row compaction. TrackTill uses its specially designed arrangement of 10" ground-driven tines to eliminate this compacted area, helping you maximize root development.

### TrackTill research conducted by Iowa State University has shown

- » an **8.12 bushel increase** in the center rows
- » a **6.5% increase** in corn plant height



**FIELD POSITION**



**RAISED POSITION**



### 9010 TRACKTILL

Eliminate pinch-row compaction and achieve higher yields

- » 10" ground-driven tines fracture compacted soil tracks from tires or tracks on equipment
- » Features a fully adjustable air or hydraulic down pressure system
- » Attaches directly to the planter frame or with bar kit depending on planter model
- » Can be installed to be raised and lowered with planter unit or controlled with separate remote
- » Outside tines can be flipped to widen or narrow tillage area



### TRACKTILL FM 20 & FM 30

Fits John Deere DB and most standard frame planters

- » Available to fit planters with 20"-22" row spacing or 30" row spacing
- » Features fully adjustable down pressure of the TrackTill unit
- » Units are frame-mounted to toolbar and fit between row units



### TRACKTILL CM 30

For central-fill planters and narrow transport planters with central hitch mounting point

- » Units mount to central-mount toolbar that attaches to center of planter frame
- » Fits most central-fill planters with 30" row spacing



## 71 PLANTER UNIT

Simple, dependable, flexible

- » Each row unit is ground-driven with changeable sprockets for desired seed spacing
- » Compatible with seed plates from Lincoln Ag Products for flat and round corn, sweet corn, soybeans, sunflowers, cotton, sugar beets, edible beans, pumpkins, food plot mixes, etc.
- » Features parallel linkage, simple depth control, and adjustable down pressure springs to keep seed depth uniform as field conditions change
- » 4" x 16" press wheel with chevron-patterned tread provides consistent drive and depth control for row unit
- » 1.3-bushel hopper with large lids facilitates easy refills
- » Fits category I and II; 3-point hitch available for 1- to 6-row configurations
- » Row unit utilizes 12" double disc seed trench openers



Visit page 52 to see the ReSweep™, a planter attachment that removes the original crop during replant.

## Make the Yetter Mark

Yetter markers are capable of making a highly visible mark in the tough conditions associated with conservation tillage. Yetter markers are versatile and durable, and they are available in sizes and models to fit most popular planters, drills, fertilizer applicators, toolbar applicators, air seeders, and strip-till equipment.

## 6150 HYDRAULIC MARKERS

Create a visible mark, even in tough conditions

- » Features bifold or trifold design depending on marker size and spacing (see chart)
- » Minimizes costly seed skips and overlaps
- » Adaptable to most toolbars, planters, and drills with different available mounting kits
- » Equipped with hydraulic sequence valve to alternate between right and left marker



## MARKER SPECIFICATIONS

Mount sold separately

MODEL NO.	DESIGN	SPACING	APPROX. REACH
6150-007	Bifold	15'-20'	87"-132"
6150-008	Trifold	24'	141"-171"
6150-009	Trifold	30'	163"-193"
6150-010	Trifold	35'	193"-223"



# AIR ADJUST™ SERIES

800.447.5777

## 2940 Air Adjust: Take Control From the Cab


Planting conditions change every hour, every day. That's no problem with pneumatic Yetter Air Adjust equipment, perfect for your on-the-go operation. No field is completely uniform, and taking time during planting to stop and make adjustments for changing field conditions means you cover fewer acres per day. With the Air Adjust Series of products featuring from-the-cab control, you can effortlessly cover more ground in less time.



## 2940 AIR ADJUST ROW CLEANER

The residue-managing solutions Yetter is known for with convenient on-the-go adjustment

- » Available in wide (22"-40") and narrow (15"-22") widths
- » Available in models compatible with John Deere, Case IH, White, and Kinze planters
- » Up and down pressures can be adjusted to create the ideal ride for row cleaners; pressure can be increased to boost rigidity
- » Features parallel linkage so row cleaner follows ground contour better than single-pivot designs
- » Utilizes iPad/tablet or ISOBUS to enable quick adjustments
- » Raise units as needed from the cab with the push of a button
- » Wheel-track rows can be set separately from non-wheel-track rows
- » Operating depth and down pressure can be independently adjusted



Scan to visit the Air Adjust product focus page.



## 2940 AIR ADJUST IN-CAB CONTROLLER

### On-the-go technology

- » Change up or down air pressure in less than a second with the push of a button or the turn of a knob
- » Five presets can be programmed for quick changes; for example, save custom settings for light, medium, and heavy residue
- » Utilizes an in-cab screen or integrates with existing ISOBUS monitor to control functions of 2940 products; both options support Wi-Fi connection



Wi-Fi controls for tablet or iPad



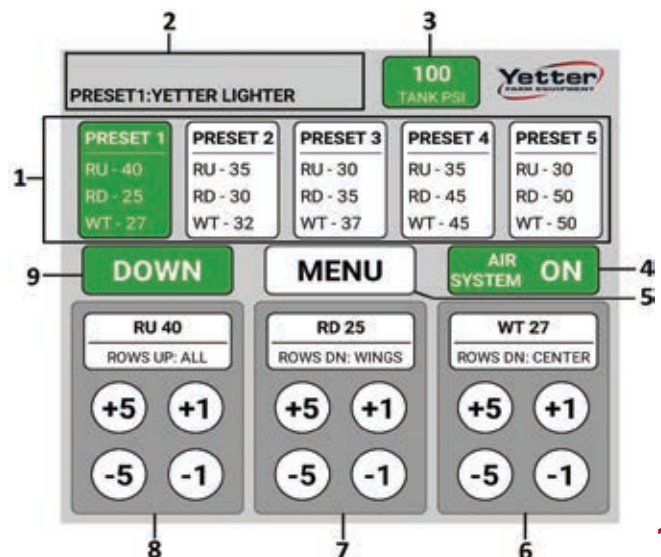
John Deere ISOBUS option



Ag Leader ISOBUS option

### IN-CAB MONITOR CAPABILITIES

- 1 Preset 1–5** > Five pre-loaded presets range from very light residue management (1) to very aggressive (5). Preset pressures and the name of each preset can be edited by pressing the MENU icon, then SAVE PRESET.
- 2 Preset Indicator/Warning Messages** > Shows what preset is currently in use. An asterisk (\*) by a preset indicates it has been adjusted by the operator. This area also displays warnings like CHECK FAULT STATUS SCREEN or TANK PRESSURE TOO LOW.
- 3 System Pressure** > Displays the PSI coming into the control box. Proper PSI range is 100–110. The Yetter compressor builds to 145 PSI before shutting off and engages when tank pressure drops to 120 PSI. If a lightning bolt is present, the Yetter compressor should be engaged.
- 4 System Status** > Displays whether system is active and ready for use. A RED icon indicates the system does not have enough pressure (< 75 PSI), and no air will be sent to the row cleaner air bags.
- 5 Menu** > Where to change settings, diagnose issues, check system hours, check pressure, and view proper maintenance steps.
- 6 WT Circuit** > Sends pressure to the down pressure air bags on the center section row cleaners. If planter is plumbed differently, the circuit can be renamed by pressing icon that says ROWS DN: CENTER.
- 7 RD Circuit** > Sends pressure to the down pressure air bags on the left and right wing sections of planter. If planter is plumbed differently, the circuit can be renamed by pressing icon that says ROWS DN: WINGS.
- 8 RU Circuit** > Sends pressure to the up pressure air bags on all rows of the planter. If planter is plumbed differently, the circuit can be renamed by pressing icon that says ROWS UP: ALL.
- 9 Down** > Press to raise row cleaners all the way up. Icon will change to UP. Press the icon again and the row cleaners will return to target pressures.



# AIR ADJUST™ SERIES

800.447.5777

## What Our Farmers Say

### Grant Curtis - Illinois

After years of having to get out of the cab to make adjustments, Grant Curtis decided he wanted the ability to quickly and easily adjust his row cleaners from the tractor seat. He chose the Yetter 2940 Air Adjust Row Cleaner for his operation. Curtis's row cleaners are mounted on his John Deere planter, and he is impressed with the results he has experienced with the Air Adjust.

Curtis has used Air Adjust Row Cleaners for several years and appreciates the time-saving features they have to offer. "I make fine-tuned adjustments from the cab using controls on the monitor and have preset settings for different field conditions, limiting downtime in the field," stated Curtis.



## 2940 AIR ADJUST COULTER/ROW CLEANER COMBO

### Unit-mounted coulters with air-adjustable floating row cleaner

- » Performs both residue management and coulters tillage in one pass
- » Available in models for John Deere, Kinze, and White planters
- » Up and down pressures can be adjusted to create the ideal ride for row cleaners; pressure can be increased to boost rigidity
- » Coulters can be removed and row cleaner can still be used
- » Uses iPad/tablet or ISOBUS to enable quick and precise adjustments
- » Raise units as needed from the cab with the push of a button
- » Wheel-track rows can be set separately from non-wheel-track rows



PATENTED



## 2940 Air Adjust Series Advantages

- » Cab controllers have five presets so you can quickly adjust on demand with the push of a button.
- » Digital readout shows EXACTLY what pressures are being used. You can also precisely adjust the row cleaner to do EXACTLY what is needed.
- » Three outputs allow sectional control to adjust the center frame independently of the wings.
- » Row cleaners can be quickly adjusted, raised, or lowered with the air valving system.
- » Analog knobs quickly and easily make pressure adjustments.
- » ISOBUS and Wi-Fi options are touchscreen and user-friendly.
- » Water separator can be drained automatically and manually to prolong the life of the system.
- » Dual airbag system allows suspension performance of the row cleaners.



### HYDRAULIC COMPRESSOR

- » 12-gallon tank with a 4-gallon-per-minute hydraulic motor that turns an 8.1 CFM compressor pump



### ELECTRIC COMPRESSOR

- » 12-gallon tank with a 12-volt electric compressor

## 2940 AIR ADJUST PNEUMATIC CONTROLLER KIT AND COMPRESSOR KIT

### PNEUMATIC CONTROLLER KIT

- » Enables the fastest adjustments in the industry
- » Uses air provided by Yetter Hydraulic or Electric Compressors and works with existing compressors on planter
- » Controls up to three pressures (up/down/aux. or wheel track)

2940 Air Adjust Row Cleaner. See page 14.



# RESIDUE MANAGEMENT

800.447.5777

## Profitable Solutions for Residue Management

Conservation tillage techniques leave significant amounts of crop residue on the soil surface, protecting soil from wind and water erosion and improving water permeation and soil tilth. The benefits of these practices are clear, but residue can also introduce challenges. Concentrated residue can isolate the soil from the warmth of the sun, inhibit planting in the spring, diminish seed-to-soil contact, decelerate seed germination, and increase disease pressure.

Managing residue requires a systematic approach from harvest through planting. Yetter Farm Equipment leads the industry in engineering row cleaners that offer profitable solutions to strip-till, no-till, and min-till producers. Our arsenal of residue management equipment allows you to reap the benefits of residue without the challenges that normally accompany residue.



## Now Using TILLXTREME™ Hub & Bearing Assembly

Yetter Farm Equipment partnered with PEER®, a leading manufacturer of bearing solutions for the agricultural industry, to bring our customers an improved bearing assembly: the TILLXTREME. The TILLXTREME replaced the former bearing design (which was introduced over 35 years ago) on all Yetter products. It is available in three models to accommodate various D-bolt lengths.

The maintenance-free design of the TILLXTREME offers a range of features to handle the demands of today's production agriculture environment, like faster planting speeds and the need to cover more acres.

- » No grease zerk or greasing required daily, weekly, or annually
- » Metal retainer provides additional protection to outer seal
- » Internal oil ring and contamination seal
- » Mud/slurry testing indicates 400% improvement over previous design
- » Spindle mounting bolt is press fit to hub assembly
- » Four holes in hub design facilitate installation of optional Floater Wheel
- » Floater Wheel installs quickly with separate mounting bolts
- » Hub design allows quick replacement of row cleaner wheels and bearing assemblies
- » Bearing shields included with Bevel and Finger Wheels; order separately for SharkTooth® Wheels



Hub and bearing assembly



Row cleaners with bearing assembly





## SHARKTOOTH® FINGER WHEEL

Improves planting conditions at higher speeds

- » Features smaller fingers to minimize soil engagement
- » Uses the same field-proven, backward-sloping finger design as the original SharkTooth
- » Doesn't throw residue into adjacent rows
- » Available with specially designed Poly Floater Wheel depth band that reduces the potential for soil buildup (see page 20)



PATENT PENDING

Shown with Poly Floater Wheel options. See page 20.

## SHARKTOOTH® WHEEL

Field-proven since 2005

- » Backward-sloping teeth cut and move residue, improving emergence
- » Doesn't throw residue into adjacent rows
- » Available in Yetter bolt pattern or in multi-hole pattern to fit other manufacturers' hubs
- » Available with specially designed Poly Floater Wheel depth band that reduces the potential for soil buildup (see page 20)



## 3/8" BEVELED WHEEL

- » Removes residue for faster soil warm-up
- » Eliminates planter row unit bounce and hairpinning, resulting in a better seed environment and better emergence

# RESIDUE MANAGEMENT

800.447.5777

## FLOATER WHEEL

- » Increases point-of-contact surface area to maintain depth of row cleaner wheel
- » Mounts to floating row cleaner wheels



### 2967-186A FLOATER WHEEL

Compatible with new bearing assembly



### 2967-186 FLOATER WHEEL

Compatible with original bearing assembly



## POLY FLOATER WHEEL

- » Offers the same benefits as the original Floater Wheel
- » Enclosed center design limits soil movement at higher planting speeds
- » Compatible with new bearing assembly

**NEW!**



### 2967-188 DEPTH BAND FLOATER WHEEL FOR SHARKTOOTH® FINGER WHEEL

13 notches are aligned with 13 SharkTooth fingers, reducing soil buildup



### 2967-175 DEPTH BAND FLOATER WHEEL FOR SHARKTOOTH® WHEEL

12 notches are aligned with 12 teeth, reducing soil buildup




### 2966-199 SOIL SHIELD

Prevents soil movement

- » Keeps Floater Wheel from pitching soil when operating at high speeds





## 2966-004 AIR ADJUST™ ROW CLEANER FOR JOHN DEERE 60/90 OPENERS

Adjust up and down pressure from the tractor seat

- » Moves residue in front of blade and seed boot to reduce hairpinning and clear area
- » Controlled by an iPad, tablet, or ISOBUS
- » Change up and down pressure either by pushing control buttons or selecting one of five programmable presets
- » Creates the ideal ride for the floating row cleaner

## 2966-003 ROW CLEANER FOR JOHN DEERE 60/90 OPENERS

Reduce seeding rate and improve emergence

- » Floating design allows unit to follow soil contour
- » Mounts directly to the seed opener cast arm
- » Moves residue in front of blade and seed boot to reduce hairpinning, leaving a cleared area, which allows soil to warm more quickly and leads to improved emergence



## TWIN-ROW ROW CLEANER

The single-wheel solution for narrow rows

- » Available in models for twin-row planting setups from John Deere, Monosem, and Great Plains
- » Available in left- and right-hand models



# RESIDUE MANAGEMENT

800.447.5777



## 2967-029/097\* SHORT FLOATING ROW CLEANER

**The most compact floating row cleaner available**

- » Designed for planters with 30", 36", and 40" row spacing
- » Can be adjusted to float and follow the soil contour or locked down to move tough residue
- » Standard mounting hole locations for Precision Planting CleanSweep® (as shown in photos above)
- » Compact design allows for mounting on planters with limited space
- » Adjustable wheel position settings (recommended setting, standing behind the planter, is left half leads left side and right half leads right side)
- » Available with a range of residue management wheel options

*\*If you are fitting a John Deere, Kinze, or White planter, choose the 2967-029. Fitting a Case IH planter? You need the 2967-097 model.*





## A Setting for Any Field

Simple and rugged, all while offering a range of adjustment settings—that's the floating family of residue management attachments from Yetter Farm Equipment. Our floating row cleaners push against the soil contour, using the weight of the row cleaner to create more uniform pressure. The result is more consistently cleared rows and better crop emergence.

These planter-mount tools are engineered to fit the needs of a wide range of tillage operations and planter models. Our floating row cleaners can be set to float to follow the terrain, or they can be locked into a rigid position for ultimate traction when moving tough residue. Yetter recommends running floating row cleaners with wheels offset.



### **2967-013/014\* SHORT, NARROW FLOATING ROW CLEANER**

Designed for narrow row planters and higher planting speeds


- » Designed for planters with 15", 20", and 22" row spacing
- » Can be adjusted to float and follow the soil contour or locked down to move tough residue
- » Standard mounting hole locations for Precision Planting CleanSweep®
- » Operating angle of wheels is designed for narrow rows and faster planting speeds
- » Adjustable wheel position settings (recommended setting, standing behind the planter, is left half leads left side and right half leads right side)
- » Available with a range of residue management wheel options

*\*If you are fitting a John Deere, Kinze, or White planter, choose the 2967-013. Fitting a Case IH planter? You need the 2967-014 model.*



# RESIDUE MANAGEMENT

800.447.5777



## 2967 SCREW ADJUST ROW CLEANER

Adjusting made easy with the turn of a knob

- » Adjusts in 1/16" increments with 7/8" socket
- » Has depth indicator for precise depth setting
- » Attaches directly to the faceplate of the planter row unit
- » Available for wide and narrow rows



## 2967 RIGID ROW CLEANER

- » Mounts to row unit faceplate
- » Depth is set by moving pin
- » Available for wide and narrow rows

## 2960/2967-007 FLOATING COMBO ROW CLEANER

A versatile floating row cleaner

- » Can be adjusted to float and follow the soil contour or locked down to move tough residue
- » Precision Planting CleanSweep® compatible with the 2967-901 Mounting Kit
- » Attaches to front of the coulters or can be used independently as floating row cleaner with mount bracket
- » Available with a range of residue management wheel options
- » Achieves coulters tillage and residue management
- » Can be installed on John Deere, White, and Kinze planters





## 2967-042 FLOATING ROW CLEANER

Compact design mounts to John Deere coulters


- » Attaches to factory-installed John Deere row unit mounted coulters
- » Can be adjusted to float and follow soil contour or be locked down to move tough residue
- » Does not interfere with coulters adjustment
- » Achieves coulters tillage and residue management



## 2960/2967-115 COMBO ROW CLEANER

The industry's first coulters/row cleaner combination

- » Optional 2967-070 QuickAdjust mechanism adds floating capability
- » Achieves coulters tillage and residue management





# RESIDUE MANAGEMENT


800.447.5777



## 2967-035 ROW CLEANER FOR NO-TILL COULTERS

Universal-mounting combination design

- » Fits factory coulters on many common planters: John Deere 7000 and 7100; Kinze 2000 and 3000; White 6100 and 8000; and the Yetter 2960-127 No-Till Coulter
- » Does not interfere with coulter adjustment
- » Can be adjusted to float and follow the soil contour or be locked down to move tough residue
- » Mounts to row unit faceplate



## 2967-006 FLOATING ROW CLEANER FOR UNIT-MOUNTED KINZE COULTERS

Installs onto factory coulters

- » Attaches to Kinze unit-mounted coulters (4000 Series or 2000/3000 Series coulters)
- » Can be adjusted to float and follow soil contour or be locked down to move tough residue
- » Compatible with the Precision Planting CleanSweep®



## 2967-008 FLOATING ROW CLEANER FOR NO-TILL COULTERS

Coulter residue management on Case IH planters

- » Attaches to the 2960-020-MW No-Till Coulter
- » Can be adjusted to float and follow the soil contour or locked down to move tough residue







## 2967-039 ROW CLEANER FOR FERTILIZER APPLICATOR TOOLBARS

Universal adjustable mounting bracket

- » Clears residue ahead of fertilizer knife
- » Mounting bracket allows row cleaner mount to be adjusted up or down depending on toolbar operating height



## 2966-095 MOUNT BRACKET FOR JOHN DEERE 2510S STRIP-TILL APPLICATORS

- » Mounting bracket mounts to each fertilizer knife shank to attach the 2967-029 Short Floating Row Cleaner to move residue

## 2967-033 FLOATING ROW CLEANER FOR FERTILIZER APPLICATOR TOOLBARS

Make residue management part of your fertilizer program

- » Fits standard 1 1/4" and 1" x 2" anhydrous shanks
- » Clears residue ahead of the fertilizer knife
- » The 2967-032 Mounting Bracket Kit allows faceplate planter attachments to be mounted to anhydrous shanks



Perfect for strip-till operations!

# FERTILIZER APPLICATION

800.447.5777

## Maximize Yield Potential

Farmers know liquid fertilizer has a huge possible upside: It helps produce healthy, strong, uniform stands while increasing yield potential—when it's properly placed. Poor placement costs growers and negatively impacts yields. When fertilizer is not well placed, the potential for yield improvement is reduced and the significant investment in fertilizer could go to waste.

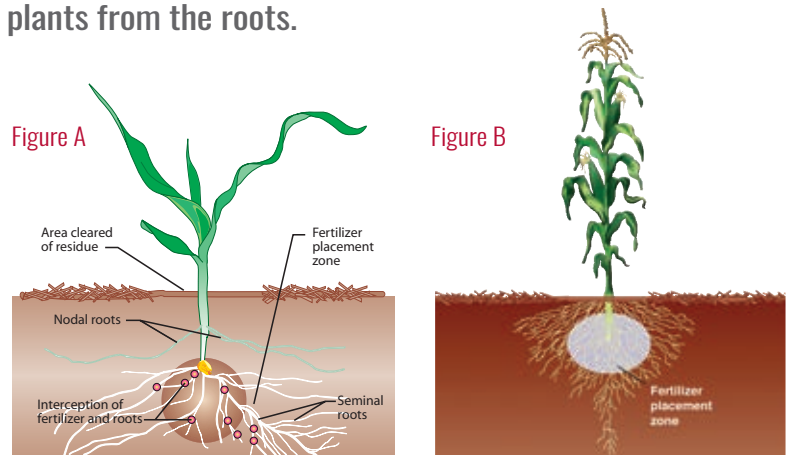
Why take the risk? Ensure you reach your maximum yield potential with the latest in liquid fertilizer application equipment from Yetter Farm Equipment.

### Get True Placement™

True precision nutrient placement equipment lets you hit the root zone regardless of tillage practice and application timing—strip-till, mid-row banding, side-dressing, or pre- or post-emergence. Yetter fertilizer application equipment delivers precision placement time and again, positioning fertilizer below the soil surface, where it can nourish plants from the roots.

**Figure A:** Placing nutrients just to the side and slightly below the seed puts them on-target to intercept emerging roots. When roots hit that zone, there is a growth explosion. As more roots develop, they also encounter the fertilizer for an ongoing boost during critical growth stages.

**Figure B:** Almost half of a corn plant's roots are within 12" of the soil surface during tasseling. This means that your precision-placed fertilizer keeps working through the life of the plant.



**The Dual Fertilizer Opener is designed for effective off-the-row placement.**

See pages 30-31.



**The highly versatile 4000 Nutrient-Pro Coulter.**

See pages 36-37.






## Maximize Plant Uniformity

Fertilizer is an investment that promotes healthy, uniform plants, which helps increase yields. The IntelliNject™ Fertilizer Opener places two bands of liquid fertilizer in the soil surface for early root interception and usage.

Places fertilizer on both sides of the seed!



## 2969 INTELLINJECT FERTILIZER OPENER

Consistent placement on both sides of the seed

- » Places liquid fertilizer behind the planter closing wheels
- » Follows the ground contour during planting
- » Air cylinder allows in-cab adjustments to downforce or allows unit to raise when not in use
- » Provides placement of fertilizer up to 1 1/2" deep and 2"-3" off the row
- » Drag chain helps close the disc opening and cover the seed trench





# FERTILIZER APPLICATION

800.447.5777

## 2968 SINGLE FERTILIZER OPENER

One of the most flexible fertilizer openers on the market

- » Achieves consistent off-the-row placement for starter or liquid fertilizers
- » Make quick adjustments between placement locations; options are 2" or 3" off the row
- » Utilizes a 10" disc to open fertilizer slot
- » Disc is located behind gauge wheel, eliminating fertilizer and damp soil buildup on gauge wheel
- » Compact design makes planter installation quick and easy
- » Adjust depth quickly with cordless impact or wrench
- » Allows the use of other attachments on the front of the row unit
- » Fits mounted and pull-type planters



## 2968 DUAL FERTILIZER OPENER

Dual fertilizer placement

- » Same features as 2968 Single Fertilizer Opener (left)
- » Achieves consistent off-the-row placement for starter or liquid fertilizers on both sides of the row
- » Utilizes two 10" discs to open fertilizer slots



Single wheel with injection kit option



Dual wheel with injection kit option



Single wheel with 2968-090 Spring-Loaded Knife option

PER PROVEN

BECK'S



Dual wheel with 2968-090 Spring-Loaded Knife option





Fits Case IH 2000  
Series row units



## 2968 FERTILIZER OPENER

Achieves consistent off-the-row fertilizer placement

- » Available as a dual- or single-wheel opener
- » For placement of starter or liquid fertilizers
- » Uses a 10" disc to open fertilizer slot
- » Disc is located behind gauge wheel, eliminating fertilizer and damp soil buildup on gauge wheel



Fits Case IH 1200  
Series row units



## 2968-030 FERTILIZER OPENER

Achieves consistent off-the-row fertilizer placement

- » Mounts to row unit closing disc
- » Can be set to apply fertilizer 2" off the row
- » Utilizes an 8" disc to open fertilizer slot
- » Designed to mount on either side of the seed trench, giving producers fertilizer placement options
- » Allows row cleaner or coulter/row cleaner combo to be mounted to the faceplate of the row unit

Fits Case IH 1200  
Series row units





# FERTILIZER APPLICATION

800.447.5777



Shown with standard adjustable hose barb

## 2959 FERTILIZER OPENER

Row unit mounted combo unit


- » 16" ripple or 25-multiwave blade cuts a slot 2" to the left or right of the row
- » Features adjustable depth settings for desired fertilizer placement
- » Comes with standard adjustable hose barb, or order with optional spring tine injector for adding an injection tip and orifice
- » Add the 2967-180A Floating Row Cleaner to move residue while placing fertilizer
- » Optional mounting kit for Precision Planting CleanSweep® enables air adjustment of floating row cleaners



Spring tine injector



Left- and right-hand models are available for the Unit-Mounted Double Disc Fertilizer Opener.



Liquid tube

## 2962 UNIT-MOUNTED DOUBLE DISC FERTILIZER OPENER

Double up on effectiveness, efficiency, and productivity

- » Liquid or dry fertilizer tube option
- » Notched blade adjacent to row runs straight and parallel to the row
- » Smooth opener blade runs at a slight angle and contacts the outer edge of the first blade to open slot for placement of fertilizer
- » Features adjustable depth settings for desired fertilizer placement
- » Optional 2962-005 Floating Row Cleaner features Screw Adjust for ease of adjustment; add this option to create a combination unit that moves residue and places fertilizer during planting

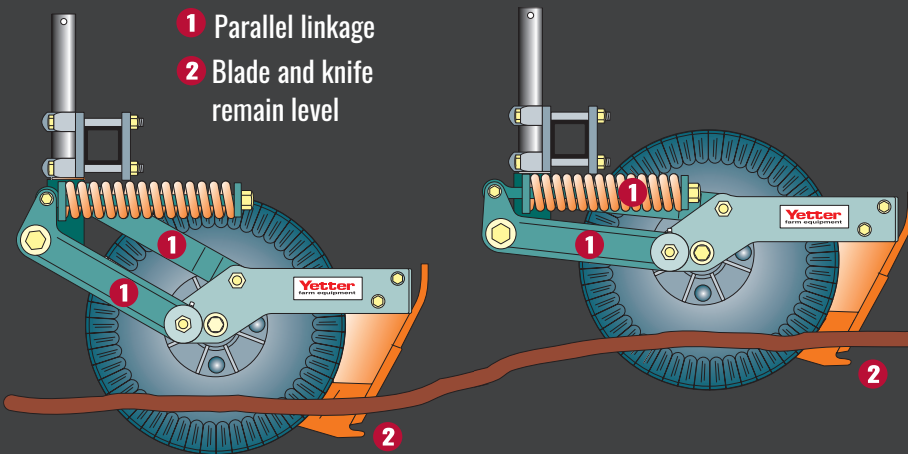


Dry tube



## Build an Efficient, Effective Placement System

Adding a fertilizer knife or injection nozzle to your Yetter couler transforms it into a placement system with distinct advantages. A Yetter fertilizer couler with parallel linkage allows for True Placement™—two parallel arms fix the position of the fertilizer knife relative to the field surface. The narrow-design couler and adjustable spring work in tandem to place fertilizer next to the seedbed. All components are heavy-duty and include the long-lasting hub found on all Yetter coulers.




## 2995 PARALLEL LINKAGE FERTILIZER COULER


Ensure consistent fertilizer depth as field conditions change

- » Available with CAD-tip rear fertilizer knife for liquid or dry fertilizer or spring-loaded injection
- » Uses a 17" ripple or 25-multiwave blade
- » Mounting kits available for various toolbar sizes
- » Available in left- and right-hand models

Spring-loaded injection



Liquid rear knife



Dry rear knife

# FERTILIZER APPLICATION

800.447.5777



## 2996 PARALLEL LINKAGE FERTILIZER COULTER

**Efficient, effective placement of fertilizer**

- » Pre-apply or side-dress liquid or dry fertilizer with rear knife or spring-loaded injection placement options
- » Uses 20" ripple, 25-multiwave blade, or smooth blades
- » Mounting kits available for various toolbar sizes
- » Available in left- and right-hand models



## 2975 GAUGE WHEELS

- » Polymer wheel ensures consistent depth
- » Available in 9" or 11" options
- » Bolts to coulter hub



## KNIFE SCRAPER

- » Reduces knife adjustments in heavier residue by keeping knives clean
- » Quick and easy to install



## 2995 XTREME FERTILIZER COULTER

**Fertilizer placement with application options**


- » Available with either injection or rear knife options
- » Uses a 20" smooth or ripple blade
- » Allows up to 6" of vertical travel and swivels side to side as toolbar travels through field
- » Different style of mounts available depending on toolbar application
- » Spring pressure is adjustable; increase factory setting to cut through tough soil conditions
- » Quickly adjust depth setting by adjusting the 1 3/4" diameter shank at the mounting bracket



## 2995-108A DOUBLE-HUB COULTER

### Parallel linkage, single-arm coulters

- » Utilizes two blades on 4" centers
- » Available with CAD-tip rear fertilizer knife for liquid or dry fertilizer or spring-loaded injection
- » Mounting kits available for various toolbar sizes



## 2930/2950 DISC CHISEL COULTER

### Coulters for cutting or fertilizer application

- » Spring pressure is adjustable; increase factory setting to cut through tougher soil conditions
- » Quickly adjust depth setting by adjusting the 1 1/2" diameter shank at the mounting bracket
- » Accepts from 16" up to 20" diameter blades
- » Mounting kits available to accommodate C-shanks
- » Accepts optional fertilizer injector kits



## GENERATION III FERTILIZER COULTER

### Single-arm coulters design

- » Available with CAD-tip fertilizer knife for liquid or dry fertilizer or spring-loaded injection
- » Uses 17" or 20" ripple or 25-multiwave blade
- » Features exclusive poly-plastic spring insert for extra down pressure in tough conditions
- » Spring pressure is adjustable; increase factory setting to cut through tough soil conditions
- » Quickly change depth setting by adjusting the 1 1/2" diameter shank at the mounting bracket
- » Mounting kits available for various toolbar sizes

## 2910 INJECTOR KITS

### Turn cutting coulters into fertilizer placement tools


- » Allows injection tip to stream fertilizer directly in the trench cut by the coulters
- » Adjustable angle tip on the 2910-137 Kit
- » Spring-loaded rod runs at soil surface on the 2910-114 Kit
- » Easily bolts onto coulters arm
- » Includes hose barb and mounting location for tip and orifice





# FERTILIZER APPLICATION

800.447.5777



## 6200 N KEEPER™

### Keep nitrogen in place

- » Seals the knife and blade opening after fertilizer is applied
- » Ideal for pre-plant and side-dress application
- » Features spring-loaded down pressure with three easy-to-adjust positions
- » Closing wheel angle is adjustable to increase or decrease amount of soil closure
- » Available for Yetter 2995 and 2996 Fertilizer Coulters, as well as other manufacturers' coulters
- » Compatible with Yetter closing wheels, SharkTooth® Wheels, and cast press closing wheels

## Innovation in Fertilizer Coulters

Today's growers need the ability to place nutrients. Whether you're using liquid or dry fertilizers, the versatility of the single-disc 4000 Nutrient-Pro Coulters means the unit can be frame-mounted on the planter or directly mounted to the toolbar for side-dressing or pre-apply fertilizer applications.

**Nutrient-Pro Coulters are proven in tough and diverse field conditions.**

See page 37.



Without sealer

With sealer



## 4000 NUTRIENT-PRO COULTER

### Minimal disturbance fertilizer application

- » Dry or liquid knives place fertilizer for pre-plant, plant, and side-dress application
- » Available with 18" blades for 1 1/2" to 5" deep placement or with 20" blades for 2 1/2" to 6" deep placement
- » Three down pressure settings and five quick-adjust depth settings, no tools required
- » Universal mounting bracket kits fit planters as well as 3-point or pull-type toolbars
- » Gauge wheel depth adjusts quickly and easily
- » Closing wheel kit option available



# FERTILIZER APPLICATION

800.447.5777

## 2920 MAX SEALER PLUS™

Independent arms close knife opening


- » Blade options include concave 18" notched discs or 13-shallow-wave 18" blades
- » Features adjustable blade angle and width to adapt setup depending on desired speed, operating depth, and type of knife being used
- » Independently operating arms facilitate outstanding residue flow and continuous soil contact
- » Bolts onto the following: 1" x 2" and 1 1/4" x 2" flat shanks, 1 1/4" square-coil shanks, and 2" shanks



## 2920 DISC SEALER

Adjustable blade pitch closes knife opening

- » Available with 16" smooth or 16" notched blades
- » Features adjustable blade angle and width to adapt setup depending on desired speed, operating depth, and type of knife being used
- » Blades can be set to pinch knife opening closed or catch soil to cover knife opening
- » Spring-loaded to pivot as field conditions and fertilizer knife depth change
- » Bolts onto the following: 1" x 2" and 1 1/4" x 2" flat shanks, 1 1/4" square-coil shanks, and 2" shanks



## 2920 WHEEL SEALER

The low-disturbance sealer

- » Features two 4" x 16" rubber closing wheels
- » Depth is adjustable—up or down—on the closing wheel mount
- » Pinches slot closed behind the knife
- » Bolts onto the following: 1" x 2" and 1 1/4" x 2" flat shanks, 1 1/4" square-coil shanks, and 2" shanks






## High-Speed Application With a Low-Disturbance Opener

Versatility, minimal soil disturbance, and speed—three reasons the 10,000 Magnum™ provides a return on investment. Our Magnum design, with its effective features, will help you save time and manage input costs when placing fertilizer. Apply fertilizer early in the spring and plant without an extra tillage pass. Side-dress earlier after planting. Fertilize in the fall. Do it all with the Magnum.




High-speed application!

Mounting brackets fit 4" x 4", 4" x 6", 5" x 7", 6" x 4", 6" x 6", and 7" x 7" toolbars



The walking tandem wheel option firms soil as it rolls through the field behind the SharkTooth Wheel and Magnum couler



PATENT PENDING

### 10,000 MAGNUM

Perfect for fall, pre-plant, and side-dress application

- » Offers tube kit options for applying anhydrous, liquid, or dry fertilizer at high application speeds
- » Ideal for fall, pre-plant, or side-dress fertilizer application
- » Mounting bracket available for optional row cleaner to create a combo unit that clears strips with minimal soil disturbance
- » Single-disc design cuts through residue with minimal soil disturbance
- » Opener has a 22.6" blade set at a 4° angle
- » Walking tandem wheel option firms soil as it rolls through the field behind the SharkTooth® Wheel and Magnum couler
- » Closing wheels utilize three down pressure settings

Quick-to-replace beaver tails on the cast knife utilize MaxLife Carbide Edge™ weld to extend life between replacements



The spring-loaded knife with carbide insert extends wear and life between replacements

# FERTILIZER APPLICATION

800.447.5777

## The Magnum's single-disc design provides two key benefits:

1

### OPEN AND CLOSE WITH MINIMAL SOIL DISTURBANCE

If you value reduced disturbance, the 10,000 Magnum's single-disc design will deliver. Lower disturbance means more ground cover is preserved, reducing the opportunity for erosion. Side-dress earlier and sooner without moving soil onto the corn.

2

### BUILT FOR SPEED

The Magnum has a lower draft load than many conventional fertilizer application tools. Because of its single-disc design, it needs less horsepower to operate and uses less fuel. In Yetter field tests, the Magnum applied fertilizer accurately at speeds up to 11 miles per hour, increasing productivity.



## 10,000 MAGNUM™ WITH OPTIONAL ROW CLEANER

Make strips and apply fertilizer at high speeds

- » 10,000-080 Mounting Bracket makes it possible to add a floating row cleaner to the 10,000 Magnum
- » Clears strips and precisely places fertilizer with minimal soil disturbance in one pass
- » Available in left- and right-hand models
- » Bracket is designed to be installed on the mounting bracket of the Magnum, allowing floating row cleaners to be attached in front of the unit
- » Apply dry, liquid, and anhydrous fertilizers into strips at speeds of up to 11 mph during the fall or pre-plant







## What Our Farmers Say

### Glade Mason, Hunt Farms - Illinois

Hunt Farms has been using the Magnum for nearly a decade to side-dress corn at 8–10 mph between the V2 and V6 stages. “We decided on the Magnum because it allows us to get nitrogen to the plant during the growing season in a short window of time. Side-dressing 4,000 acres each year, we need a product that is durable and that has the ability to run at higher speeds with low disturbance. The Magnum is exactly that,” said Glade Mason.

“Yetter worked with us on testing the new 10,000 Magnum. The new design came with some very nice features. The addition of the walking tandem wheel made the small amount of disturbance by the closing wheel nonexistent. Also, the new all-cast design will improve longevity.”

## BY THE NUMBERS, THE MAGNUM PROVES ITS VALUE

	11-KNIFE TRADITIONAL TOOLBAR	15-COULTER MAGNUM TOOLBAR
ACRES COVERED IN A 12-HOUR DAY	216 acres (18 acres per hour)	480 acres (40 acres per hour)
SPEED OF OPERATION	6 mph	10 mph
HORSEPOWER REQUIRED	25 hp per shank = 275 hp	18 hp per row = 270 hp
DAYS NEEDED TO SIDE-DRESS 2,000 ACRES	9.26 days	4.17 days

### KNIFE TUBE OPTIONS

Dry 1 1/2" Tube




NH3 or Liquid 3/8" Single & Dual Tube; Liquid 1/2" Single & Dual Tube



Liquid & Vapor 3/8" Dual & 3/4" Single Tube



NH3 with Vapor 3/8" & 3/4" Dual Tube



# FERTILIZER APPLICATION

800.447.5777



## More Acres, More Productivity

Cover more acres per day—and achieve higher productivity—with the All Steer High-Capacity Cart. Use it for herbicide, fertilizer, or insecticide. Use it during planting, for side-dressing, or as you are strip-tilling or cultivating. Use it all you want because the All Steer is built Yetter tough.

The All Steer's low-profile tank design lowers the center of gravity, while the reinforced steel frame and tank frame ensure years of reliable service. All four wheels steer—the rear tires follow the front tires for a tight turning radius with precise tracking. This minimizes damage to standing crops and provides a controlled traffic pattern.

### 2000-001 1,600-GALLON ALL STEER

Low-profile tank design lowers the center of gravity



### 2000-015 2,000-GALLON DUAL-TANK ALL STEER

Low-profile design carries two products for dual application



## ALL STEER CART

Back wheels turn to follow front

- » 120" tread width offers outstanding load stability while allowing the axles to straddle the rows (other row spacing available)
- » Low-profile tank design lowers center of gravity
- » Front and rear axles pivot on greasable fifth wheels
- » Front axle pivots up to 10° up or down from the center line to relieve stress using dual-pivot design
- » Spring-loaded and self-engaging Sure Lock allows for quick change from four-wheel to two-wheel steering
- » 18.4-26/12-ply Titan® industrial tires provide needed clearance for side-dress operations
- » Standard hazard warning lights and SMV emblem
- » Dual-tank model carries two products for split application or can be plumbed to increase single product capacity



# FERTILIZER APPLICATION

yetterco.com



**With six All Steer configurations to choose from, there's a fit for any operation**

- » Complete 1,600-gallon tank and cart
- » Complete 1,600 + 400-gallon tank and cart
- » 1,600-gallon cart without tank
- » 1,600 + 400-gallon cart without tank
- » All Steer frame without tank or saddle
- » Black carts and white tanks or green carts and yellow tanks

# TOOLBARS

800.447.5777

## TOOLBAR SPECS

### 31' DOUBLE TOOLBAR

Actual length: 30'7"

Folded width: 16'

Weight: 3,000 lbs.

### 41' DOUBLE TOOLBAR

Actual length: 41'5"

Folded width: 21'

Weight: 3,550 lbs.

### 31' SINGLE TOOLBAR

Actual length: 30'7"

Folded width: 16'6"

Weight: 2,057 lbs.

### 41' SINGLE TOOLBAR

Actual length: 41'5"

Folded width: 21'6"

Weight: 2,394 lbs.

## DOUBLE-FRAME HYDRAULIC LOCKING TOOLBAR

Flat-folding, heavy-duty toolbar

- » Available in two widths: 31' and 41'
- » Wings can be set to lock using the over-the-center hydraulic lockdown design or can be set to float
- » Can be customized for odd or even row spacing depending on the application of the attachment
- » Center and wing sections constructed of 7" x 7" bars with 3/8" wall tubing
- » Wings fold flat using 5" x 24" hydraulic cylinders; **adjustable stop-stands can be added**
- » Features 5" spacing between front and back bar
- » Fits category 3, category 3N, and category 4N hitches
- » Optional gauge wheels are adjustable with ratcheting turnbuckle to control operating depth
- » Optional rear hitch
- » Includes parking stand



## SINGLE-FRAME HYDRAULIC LOCKING TOOLBAR

Flat-folding toolbar

- » Available in two widths: 31' and 41'
- » Wings can be set to lock using the over-the-center hydraulic lockdown design or can be set to float
- » Can be customized for odd or even row spacing depending on the application of the attachment
- » Center and wing sections constructed of 7" x 7" bars with 3/8" wall tubing
- » Wings fold flat using 4" x 24" hydraulic cylinders; **adjustable stop-stands can be added**
- » Fits category 3, category 3N, and category 4 hitches
- » Optional gauge wheels are adjustable with ratcheting turnbuckle to control operating depth
- » Optional rear hitch
- » Includes parking stand





## **DOUBLE-FRAME TOOLBAR**

### **Rigid toolbar**


- » Available width: 15'
- » Designed with 5" x 7" square tubing, 3/8" thick
- » Fits category 3, category 3N, and category 4 hitches
- » Includes parking stand



## **DOUBLE-FRAME HYDRAULIC TOOLBAR**

### **Flat-folding toolbar**

- » Available width: 20'
- » Wings can be pinned to make rigid
- » Toolbar folds flat with hydraulic cylinders
- » Outside wings fold for 15' transport
- » Designed with 5" x 7" square tubing, 3/8" thick
- » Fits category 3, category 3N, and category 4 hitches
- » Includes parking stand



# STRIP-TILLAGE

800.447.5777

## Take Advantage of 30+ Years of Strip-Till Experience

Yetter Farm Equipment was one of the first manufacturers to introduce products for strip-till. Today, the Yetter line-up of strip-till tools puts you in a position to benefit from the success of this proven tillage practice.

The **2984 Maverick™ HR Plus®** facilitates precise nutrient placement and produces huge savings in terms of time, water, equipment, and fuel costs. Its attachment options adapt it for spring work. The **2984 Strip Freshener** performs controlled tillage for existing or new strips and is available with optional fertilizer placement equipment. (See pages 48–51.)



1993

The Yetter L128 Fertilizer Unit, used with the 2960/2967 Row Cleaner, was one of the first strip-till units. It cleared a path to create the ultimate micro-environment for the seed, resulting in the perfect seed strip.

Yetter continues to be an industry leader in strip-till equipment. Our Strip Freshener CC features in-cab controls for fine-tuning row cleaner and rolling basket air pressure.

TODAY



### What Our Farmers Say Kale Carlisle - Illinois

"We wanted to switch to strip-till, but we were concerned about how well it would work on our 20" rows, especially for our corn-on-corn acres. The Yetter team helped us understand and create a complete strip-till system, starting with the combine corn head. We custom-built a strip-till toolbar using Yetter 2984 Strip Freshener CC row units—it saved us money and fit our operation.

"Our **325 horsepower tractor and 24-row strip-till bar** have allowed us to drastically reduce our time, labor, and costs of putting in the crop, while achieving better fertilizer placement and making a better seedbed than we did with our previous system. The versatility of the 2984 Strip Freshener CC allows us to run whenever it works, and the in-cab adjustment allows us to keep rolling while maintaining high performance. The speed, performance, and versatility of the 2984 Strip Freshener CC has exceeded our expectations."

To complete his strip-till system, Carlisle utilizes the Yetter 5000 Stalk Devastator™, planter attachments, and side-dress fertilizer coulters. Contact the Yetter team to learn more about how Carlisle uses these products, plus determine which Yetter products will fit your strip-till operation.

Strip Freshener CC units have the convenience of in-cab controls.

See page 48.

The 2984 Strip Freshener prepares strips in the spring.

See page 50.





## Why Choose Strip-Till?

The goal of strip-till is to create narrow-width tilled strips that minimize soil disturbance and encourage warming and drying. When you strip-till, you fluff and aerate the soil, improving planting conditions in areas with poor drainage and wet soil conditions. Strip-tilling can be done in the fall after harvest or in the spring before planting.

## Strip-Till ROI Checklist

- ✓ **FAST, UNIFORM PLANT EMERGENCE**  
A narrow row means the seedbed can warm more rapidly. This speeds up germination and facilitates even emergence.
- ✓ **SAVED TIME**  
Fertilizer application and strip-tillage can be done in one pass.
- ✓ **REDUCED SOIL EROSION**  
Soil disturbance is targeted to the strip, which means the rest of the residue blanket stays in place. This builds soil structure and reduces erosion.



# STRIP-TILLAGE

800.447.5777

## Coulter Strip-Till Units for Existing or New Strips


2984 Strip Fresheners (original and cab control models) are specifically designed to address the issues strip-tillers face, including field conditions, weather, and time. The three-blade design with rolling basket creates 10" wide strips in the spring or fall. The strips are warmer and drier, leading to a more consistent seedbed to plant into.



### 2984 STRIP FRESHENER CC

Make adjustments with cab control for changing field conditions

- » Create new strips in the fall/spring or freshen existing strips in the spring
- » Operate at 6 to 10 mph and at 1 1/2" to 4" deep, depending on depth setting
- » Adjustable depth control
- » Fine-tune row cleaner and rolling basket air pressure from the cab
- » Requires only 10–12 horsepower per row



**Emergence with Strip Freshener**

**Emergence without Strip Freshener**

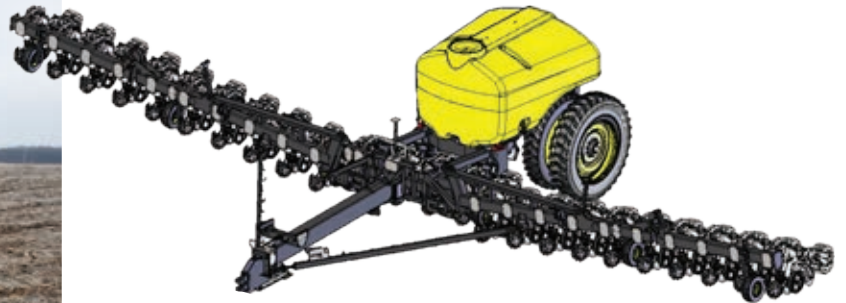
### TOOLBAR OPTIONS FOR STRIP FRESHENER CC

- » 3-point Yetter toolbar sizes: 15', 20', 30', 40'
- » **NEW!** Fast Ag Solutions DuraPlacer Toolbar (see page 49)
- » Universal mounting bracket fits 4" x 6", 5" x 7", 6" x 6", and 7" x 7" toolbar sizes



## Fast, Efficient Seedbed Preparation and Fertilizer Application

The Fast Ag Solutions DuraPlacer Toolbar is designed to pair with 2984 Strip Freshener CCs (see page 48), allowing growers to place liquid or dry fertilizer while making strips. You can build new strips in the fall or spring or freshen existing strips in the spring to make a great seedbed.



### FAST DURAPLACER TOOLBAR

Place fertilizer while strip-tilling



- » Available as 16- or 24-row toolbar with liquid or dry options
  - » 1,800- or 2,400-gal. low-profile liquid fertilizer tank
  - » 13-ton or 14-ton dry fertilizer system (Montag or Lynx)
- » Narrow transport width of 15'3"
- » Available with single/dual tires or track options
- » Row spacing is 30" (40' or 60' models)
- » Capable of application speeds up to 8-10 mph
- » Four independent flex points and even depth control
  - » Main wings flex 6° up and 13° down
  - » Flip wings flex 9° up and 8° down
- » Horsepower requirements depend on terrain, speed, depth, and fertilizer (325 hp and up)
- » Hydraulic down pressure on both main and flip wings
- » One hydraulic remote controls all fold functions
- » Retractable tongue reduces length in field position
- » Comes with road light package
- » Equipped with hydraulic pump/3" Quick-Fill
- » Four adjustable gauge wheels
- » Durable powder-coat finish





# STRIP-TILLAGE

800.447.5777



## 2984 STRIP FRESHENER

**Controlled tillage for the ideal seedbed**

- » Use it ahead of the planter to facilitate consistent soil warming and bring existing strips to life
- » Creates strips in untilled soil
- » Places liquid or dry fertilizer in the strips
- » Operates at 6 to 10 mph and 1 1/2" to 4" deep, depending on depth setting
- » Features three-blade arrangement with rolling basket to condition strips for an ideal planting zone
- » Features parallel linkage with three easy adjustments to follow changing field conditions
- » Universal mounting bracket fits 4" x 6", 5" x 7", 6" x 6", and 7" x 7" toolbar sizes
- » Add a floating row cleaner to clean rows while making strips



Scan to visit  
the Strip Freshener  
product focus page.








## 2984 MAVERICK™ HR PLUS®

Adjustable design with options for fall or spring strip-till

- » Available for application of dry fertilizer, liquid fertilizer, anhydrous, or any fertilizer combination
- » Rock Trip Auto Reset feature eliminates need to leave tractor cab to reset knives or replace shear bolts
- » 20" notched cutting coulters features parallel linkage design and five settings for changing knife depth
- » Adjustable row cleaners clear strips
- » Spring-loaded disc sealers offer infinite adjustments for width, pitch, and distance from knife to build the berm desired for your field conditions
- » Designed to be easily adaptable for fall or spring conditions
- » Features easily adjustable down pressure springs
- » No grease zerks to maintain
- » Add the optional 2984 Rolling Basket to till and condition soil in one pass


## HR PLUS



## 2984 VERTICAL TILLAGE ADAPTER

Bolts directly to Maverick shank in place of the knife

- » Warms the planting zone by gently stirring cool, wet soil
- » Features two coulters spaced 6" apart



## 2984 ROLLING BASKET

Improves soil condition

- » Breaks up large soil clods, leaving finer soils in the seedbed for optimal seed-to-soil contact



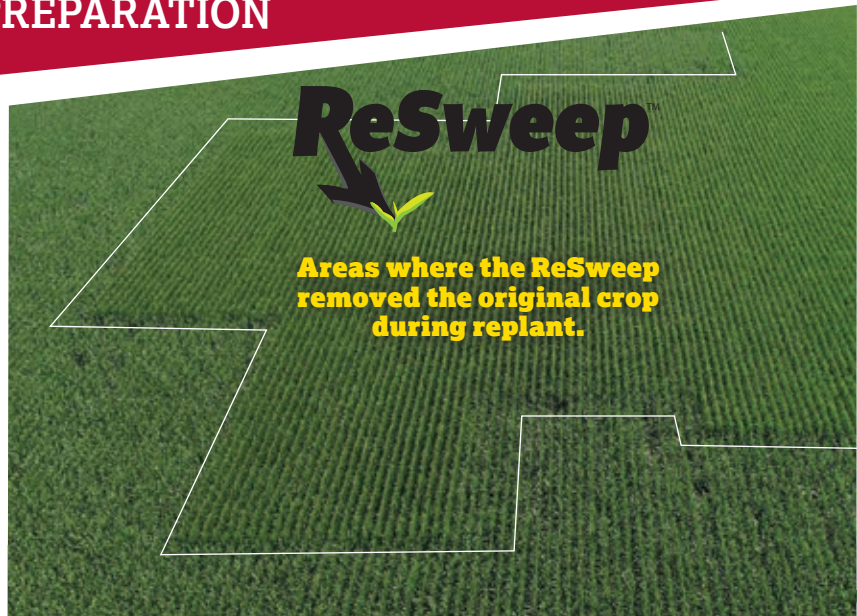
Equip the VTA with a wide selection of coulters blades. See Blade Selection Chart below.



## 2982 VERTICAL TILLAGE ATTACHMENT

The year-round tool for seedbed preparation

- » Lightly tills soil and incorporates and sizes residue
- » Bolts onto chisel plow, field cultivator, or soil finisher shank
- » Warms soil more quickly and extends the growing season
- » Available with adapters for NH3 shanks



## 2965 RESWEEP™

Remove original seed and replant in one pass

- » Helps with decision-making: replant the whole field or only needed areas
- » Saves time, equipment, fuel, and money
- » Mounts to planter row units or existing planter attachments
- » Depth is adjustable to work with planting depth and field conditions



PATENT PENDING

FACTOR	QUALITIES	SMOOTH	NOTCHED	RIPPLE	8-WAVE	13-WAVE	25-MULTI-WAVE
Sizes	13"					•	•
	16"	•		•	•	•	•
	17"		•	•			
	18"	•	•	•	•	•	•
	20"	•	•	•			•
Aggressiveness	22" - 24" - 25" - 30"	•					
	Low	•	•	•			
	Medium						•
Soil Conditions	High				•	•	
	Dry	•	•	•	•	•	•
	Damp/Sticky	•		•	•	•	
	Sandy	•	•	•	•	•	•
Speed	Heavy	•	•	•	•	•	•
	Slow			•	•	•	•
	Medium		•	•	•	•	•
	High	•	•	•	•	•	•



## TOOLBAR-MOUNT COULTERS

- » Spring pressure is adjustable; increase factory setting to cut through tough soil conditions
- » Depth settings are easily adjustable
- » Mounting kits available for toolbars or C-shanks depending on coulters model



### 2910-130 HEAVY-DUTY COULTER

For use in cutting and fertilizer applications



### 2930/2950 DISC CHISEL COULTER


Field-proven for over 45 years



### GENERATION III CUTTING COULTER

Features poly-plastic spring insert for extra down pressure in tough conditions

Add an injector kit to the 2910-130 or 2930/2950 to make an effective fertilizer placement tool.



### 2995 XTREME CUTTING COULTER

More travel for tough soil conditions



- » Spring pressure is adjustable—increase setting to cut through different residue and soil conditions
- » Allows vertical travel with a range of vertical shank adjustments
- » Available with a 20" or 24" blade
- » 1 3/4" diameter mount shank

Clamp kit



## 2960 UNIT-MOUNT COULTER

Tills soil in front of planter openers

- » Attaches easily to the planter faceplate
- » Accepts a variety of blades for various soil types and conditions (see Blade Selection Chart on page 52)
- » Add row cleaner to make combo unit
- » Features adjustable depth setting for blade



# ROTARY HOES

800.447.5777

## From Organic to Conventional Tillage, Rotary Hoes Prove Their Value

For many years and on many farms, the rotary hoe has proven itself a good fit for conventional, minimum, no-till, and organic operations. The spoon-bill wheel saves emerging crops by breaking crust after rain. Rotary hoes also eliminate blowing sand that threatens to smother young plants. On organic farms, rotary hoes take out weeds, and they can also be used to dry and warm soil before planting.



### FOUR MODELS TO FIT ANY FARMING OPERATION

All Yetter Rotary Hoes offer these powerful features

- » Wheels spaced on 3 1/4" centers across width of machine
- » Spoon-bill wheel teeth mounted on individual, spring-cushioned arms, allowing better soil contact with each wheel
- » Low horsepower requirements; can be operated at speeds of 7–10 mph
- » Available with a wide array of options to fit the needs of your operation (gauge wheels, helper springs, trash guards, min-till conversion kit, and rear parking stand for folding models)

## Multi-Tasking Rotary Hoes Deliver Multiple Benefits

### Aerate.

Bust the crust—rotary hoes break up crusted soil to help emerging plants.

### Weed.

Mechanically rip young weeds out by their roots, cut chemical costs, and build healthier soils.

### Fracture.

Fluffing topsoil by fracturing crust allows air and water penetration, setting up better soil conditions.

### Incorporate.

Rotary hoes mix in chemicals or herbicide to improve activation.

### Manage.

Rotary hoes help manage blowing sand that threatens to smother young plants.

Add a seeder to our rotary hoe toolbars, so you can seed cover crops!







**3400/3500 STANDARD ROTARY HOE**  
Breaks crust to rescue emerging plants



**3700 RIDGE-TILL ROTARY HOE**  
Busts crust while tilling on top of ridges and strips



**3400/3500 MIN-TILL ROTARY HOE**  
The ideal fit for higher-residue crust-busting



**3600 PULL-TYPE ROTARY HOE**  
Crop-saving tool with narrow transport design

## Rotary Hoe Sizes

3-Point Hitch Widths

12'–60'

Pull-Type  
Widths

50' 60'


54' 66'



Scan to visit the Rotary Hoe product page on our website for more options and model information.



**Yetter 3600 Pull-Type Rotary Hoes fold for narrow transport width of 11.5'.**





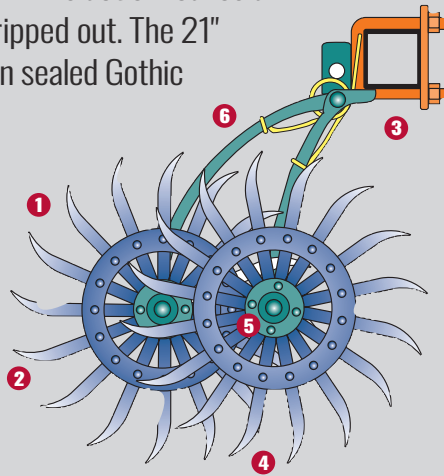
# ROTARY HOES

800.447.5777


## Yetter Rotary Hoe: Designed for Durability

**DURABLE HOE WHEELS.** The wheels' curved-tooth tips go almost straight down and come out at an angle to break up the soil. This action leaves a crop's root systems undisturbed while weeds are ripped out. The 21" diameter wheels are riveted for strength and turn on sealed Gothic arch bearings.

**CAST WHEEL ARMS.** Each wheel is mounted to its own cast arm. These arms are independently spring-cushioned to follow the contour of the soil while protecting their wheels from rocks and other obstructions. With an arm designed for speed, you can cover more acres per day.



- 1 21" wheel diameter
- 2 Spoon bill
- 3 Cast wheel arms
- 4 16 forged, self-sharpening teeth
- 5 Sealed Gothic arch bearings
- 6 Independent spring-cushioned arm



### GAUGE WHEEL

- » Adjust gauge wheels to maintain toolbar operating height

*Tires not included*



### HELPER SPRING

- » Increases down pressure by 50%
- » Helps in extra-hard crusted soils



### TRASH GUARD

- » Clears residue and clods
- » Prevents wheels from locking or dragging





## Protect Tires and Jump-Start Residue Breakdown

Today's hybrids resist disease, insects, and wind—but these cornstalks can destroy tires and are difficult to manage during the following cropping season. This can lead to costly tire or equipment replacement and additional passes through the field to manage residue.

The 5000 Stalk Devastator™ is the field-proven solution from Yetter Farm Equipment. The rollers on the Devastator push stalks over, crimping them so they don't damage tires or tracks.



### 5000 STALK DEVASTATOR

Save tires and tracks from stalk damage

- » Prevents damage to tires, tracks, wires, and hydraulic hoses on combines, trucks, tractors, and implements
- » Knocks over and crimps stalks for faster decomposition and microbial breakdown of residue
- » Quick and easy to install with mounting kits for most corn head models
- » Features spring-loaded down pressure
- » Solid steel construction ensures reliability and durability
- » Preserves residue cover, reducing soil erosion and keeping stalks in place on windy days
- » Will not interfere with most head cart trailers
- » Rollers can be locked up for transport of head or when not in use



### 5000 STALK DEVASTATOR - SPRING DOWN PRESSURE

For non-chopping corn heads



### 5000 STALK DEVASTATOR - TORSION DOWN PRESSURE

For chopping & narrow corn heads

### 5000 STALK DEVASTATOR SINGLE ROLLER - TORSION DOWN PRESSURE

For chopping & non-chopping corn heads





# HARVEST EQUIPMENT

800.447.5777

## Beyond Tire Protection: Accelerated Residue Breakdown

On top of saving tracks and tires from stalk damage, the Devastator™ is a residue management tool that improves field conditions for the next planting season.


Not only does the Devastator roll down cornstalks, it also crimps them—something stomper-style attachments don't do. Nutrients from the broken stalks are released into the ground, jump-starting faster microbial activity over the fall and winter months. Root balls remain attached, so residue stays put vs. blowing out of the field.

The faster breakdown that starts with the Devastator allows growers with conventional corn heads to get the results of residue breakdown without switching to more expensive, higher-horsepower chopping corn heads. And stalk breakdown saves you from making vertical tillage and stalk-chopping passes, increasing your profitability and ROI.



Stalks without Devastator.

Devastated cornstalks are crimped for faster residue breakdown.



### SPRING-PRESSURE DEVASTATOR (Non-Chopping)

WITH DEVASTATOR

WITHOUT DEVASTATOR



### TORSION-PRESSURE DEVASTATOR (Chopping)

WITH DEVASTATOR

WITHOUT DEVASTATOR







**What Our Farmers Say**  
**Nate Young - Illinois**

“New hybrid stalks simply do not decompose like stalks used to. We tried stomper-style attachments and were completely disappointed—there was no measurable success at all. Then about seven years ago, we switched to the Yetter 5000 Stalk Devastator and saw complete tire protection for all equipment entering the field, as well as much better stalk decomposition.

“When the time came to upgrade corn heads, we knew no matter what corn head we ended up with, it would definitely be equipped with Devastators!”

**The Stalk Devastator is compatible with a wide range of corn head makes and models, including chopping and non-chopping corn heads.**

**AGCO | Gleaner | Challenger | Massey Ferguson | Case IH | Claas | Drago Fantini | Geringhoff | Lexion | Capello | John Deere | New Holland**



Scan to see our complete list of models and corn head compatibility.

Call us to talk to a Stalk Devastator compatibility expert:

**800.447.5777**

**Data Demonstrates Devastator ROI**



**PFR PROVEN**



After a three-year study, the Yetter 5000 Stalk Devastator earned the designation of PFR Proven from Beck's Practical Farm Research, which conducts unbiased, farmer-focused studies across the Midwest. A Beck's PFR Proven product or practice provides a positive yield increase during three or more years of testing. Products must average a positive return on investment during that time.



# HARVEST EQUIPMENT

800.447.5777



**JOHN DEERE**



**JOHN DEERE**



**CASE IH**



**CLAAS**

## What Our Farmers Say John Lorentzen - Missouri

"I first started using Yetter Stalk Devastators in 2017 on a John Deere 8-row corn head. Using them, we have been able to no-till into cornstalks and have no more tire damage from Bt variety stalks. The Devastators work so well that I will not go to shell corn without them."



**DRAGO GT**



**GERINGHOFF**



**60**

**ON HEADER CART**



**LOADING HEADER CART**



## Manage Cover Crops With Your Planter, Tractor, or Toolbar


Cover crops are an effective and proven practice. They reduce herbicide costs, control erosion, and improve soil health. Yetter has engineered a version of our award-winning Stalk Devastator™ for the specialized task of knocking down cover crops as you plant. The 5500 Cover Crop Devastator attaches to your planter or toolbar and rolls and crimps tough cover crops in the direction of planting. Its spring-loaded, chevron-patterned rollers clear the way for cash crops and create a weed-suppressing mat in just one pass.

Talk to a Yetter dealer or sales representative for mounting options and details on the Cover Crop Devastator.

### 5500 COVER CROP DEVASTATOR

*Rolls over and crimps cover crops during planting*

- » Spring torsion follows ground contours
- » Creates weed mat to preserve residue cover and reduce soil erosion
- » Solid steel construction ensures reliability and durability
- » Roller sections are equipped with 1 1/4" square-bore, heavy-duty, non-relubricable, triple-lip sealed, single-row ball bearings at both ends



Different mounts available for planters or toolbars.



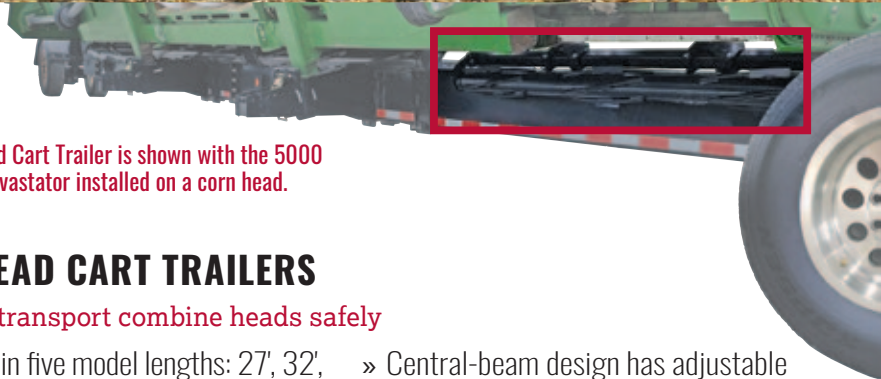


# HARVEST EQUIPMENT

800.447.5777

## The Secure, Durable Option for Transporting Combine Heads

With the right equipment, transporting large, heavy combine heads can be easy, even with stalk rollers installed. Yetter Farm Equipment's 8500 Head Cart Trailers can safely transport standard or draper platforms and folding or standard corn heads around your on-the-go operation. Head Cart Trailers are available in five model lengths.



\*The Head Cart Trailer is shown with the 5000 Stalk Devastator installed on a corn head.

## 8500 HEAD CART TRAILERS

Load and transport combine heads safely

- » Available in five model lengths: 27', 32', 38', 43', and 48'
- » Twin rest brackets with 12" pads fit standard or draper platforms and folding or standard corn heads
- » Full-length upper bar features tool-free universal angle position supports
- » Works with Yetter Stalk Devastator™ rollers\* and most stalk stompers from other manufacturers
- » Central-beam design has adjustable lower and upper positioning supports
- » Upper bar is open and can store an extra sickle
- » Includes telescoping tongue for faster, easier hookup
- » Tongue rotates around to main beam for easy storage and shipment
- » Powder-coat finish



27' model



32' model



38' model



43' model



48' model



## 8500 HEAD CART FEATURES

### LED LIGHT PACKAGE

- » LED lighting system and full-length reflective tape



### FRONT FENDERS

- » Standard front fenders help prevent rocks and debris from damaging the head or truck



### TRANSPORT FEATURES

- » Telescoping tongue for faster, easier hookup
- » Includes two safety chains, standard electric breakaway brake system, and seven-pin wiring plug



### TIRES, BRAKES, AND SUSPENSION

- » Standard 7,000 lbs. torsion flex per rear axle for smoother ride
- » Standard 6,500 lbs. front axle with torsion flex for smoother ride
- » Brakes standard per axle
- » Two eight-bolt wheel options available: short with aluminum rims or tall with white rims




LT 235/65 R-16



ST 235/80 R-16

### TIE DOWN PACKAGE

- » Standard toolbox allows for storage of straps and header parts with the cart
- » Includes two fully adjustable straps for securing heads for transport



### OPTIONAL MARKER POLE KIT

- » Allows for easy alignment when setting head on the cart



### JACK STAND

- » Allows for easy hookup



## A Safe Solution That Also Saves Time

With the push of a lever, the Auger Ace™ easily aligns augers and conveyor discharge spouts with storage containers or bin intake holes.




# AUGER ACE™

## 1000 AUGER ACE

Center with the push of a lever

- » Double-acting hydraulic cylinder allows for quick and easy side-to-side leveling in relation to the storage container or bin intake hole
- » Make adjustments to the spout from the tractor seat
- » Includes universal mounting brackets for grain and fertilizer augers and conveyors



PATENTED

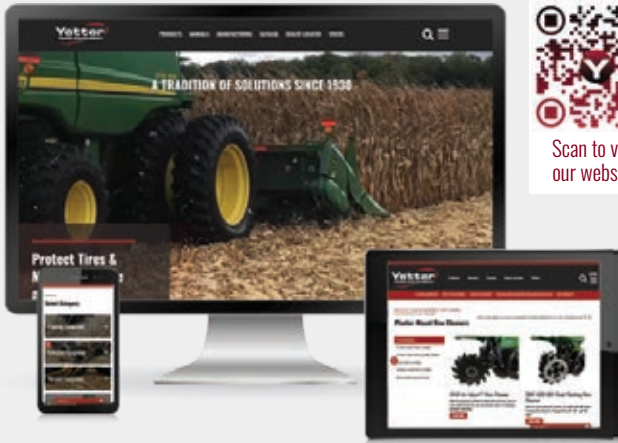




PO Box 358  
Colchester, Illinois 62326-0358

**WHERE TO BUY YETTER?**

**VISIT YETTERCO.COM OR CALL 800.447.5777.**



**Find Us At  
WWW.YETTERCO.COM**

- » Quickly and easily locate the tools and attachments you need to solve the unique challenges your ag operation is facing.
- » Find updated product information and new photos and videos.
- » Take advantage of the easy-to-use dealer and sales rep locator.
- » A Customer Support section offers easy access to product manuals, a buyer's guide, solutions and tips articles, and more.

**Yetter Profitable Solutions: At Work Around the World**

